

Beacon City School District Tax Levy 2019-2020



Budget and Bus proposition

- Levy increase for the Budget is **4.44%**.
- Additional increase for the financing of the bus proposition is approximately **.20%**.
- Total **4.64%**




Items that impact the Tax Cap Calculation

- Tax Base Growth factor – the measure of the change in real property value due to physical or quantity changes (capital improvements and construction) – **increased the district levy by \$634,000**
- Allowable Growth factor – the lesser of 2% or the change in the inflation factor – **the lesser amount was 2%**

Reminder

- We were able to allocate \$**2.5 million** of excess fund balance and reserves.
- We are using the remainder of the tax reduction reserve.

Changes in Assessment values 2019-2020




Beacon	12.3%
Fishkill	4.4%
Wappingers	2.6%

Tax Rates


	Tax Rate 2019/20 per thousand	Tax Rate 2018/19 per thousand
Beacon	\$15.42	\$15.78
Fishkill	\$15.30	\$15.64
Wappingers	\$15.60	\$15.95

Tax Rate has Decreased for the Last 4 Years



	Tax Rate 2019-20	Tax Rate 2015-16
Beacon	\$15.42	\$16.51
Fishkill	\$15.30	\$16.31
Wappingers	\$15.60	\$16.59

STAR Exemptions



	2019/20	2018/19	2017/18
Beacon Fishkill Wappingers	\$35,860	\$37,540	\$38,380



City of Beacon

Annual Tax Increase on
home with an assessed
value of **\$290,500** with
STAR is a reduction of (\$65)



Town of Fishkill

Annual Tax Increase on
home with an assessed
value of **\$353,500** with
STAR is a reduction of (\$82)



Town of Wappingers

Annual Tax Increase on home
with an assessed value of
\$350,500 with STAR IS A
REDUCTION OF (\$83)



Thank You!

